

ARKANA

EXPERIENCE
THE EFFECTIVENESS OF
ADVANCED NEUROCOSMETICS

Professional
Care





EYE FLOWER PEEL / 20ml

Flower peel for the eye area

- Contains natural AHA, BHA and AKA acids from hibiscus, jasmine, daisy and meadowsweet flowers combined with lactobionic and lactic acid
- Delicate and safe formula
- Gel consistency which facilitates the application
- Does not require neutralization
- Does not cause visible exfoliation of the skin – regeneration at the cellular level

ACTIVE INGREDIENTS

Flower Acid 200 mg/g, lactobionic acid 150 mg/g, lactic acid 50 mg/g



Hibiscus

contains natural pyruvic acid and AHA acids contains anthocyanins and protocatechic acid strong antioxidants



Daisy

has brightening properties removes toxins



Jasmine

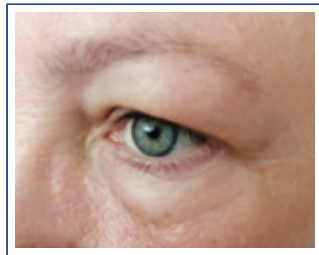
neutralizes reactive oxygen species (ROS) repairs and regenerates



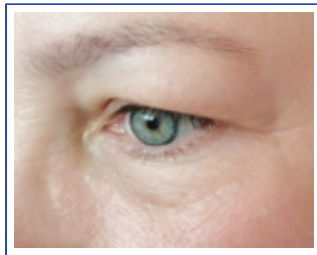
Meadowsweet

a source of natural salicylic acid delays aging eliminates free radicals

Effects after 2 treatments + home care



SKIN BEFORE TREATMENT



AFTER 2ND TREATMENT

Active ingredients

ACID FLOWER

- ▲ exfoliates & brightens the skin
- ▲ increases moisturization, improves flexibility
- ▲ shallows wrinkles, stimulates cell renewal
- ▲ source of natural AHA, BHA and AKA acids

LACTOBIONIC ACID

- ▲ strongly moisturizes, removes free radicals
- ▲ brightens and evens out the color
- ▲ reduces erythema and irritation
- ▲ reduces telangiectasia

LACTIC ACID

- ▲ stimulates the production of ceramides
- ▲ seals the lipid barrier
- ▲ promotes penetration of active substances

Include other ingredients:

Aqua, Lactobionic Acid, Lactic Acid, Butylene Glycol, Glycerin, Hydroxyethyl Acrylate/Sodium Acryloyldimethyl Taurate Copolymer, Sodium Hydroxide, Hibiscus Sabdariffa Flower Extract, Spiraea Ulmaria Flower Extract, Bellis Perennis (Daisy) Flower Extract, Jasminum Officinale (Jasmine) Flower Extract, 1,2-hexanediol, Xanthan Gum, Dehydroacetic Acid, Benzyl Alcohol

Treatment Procedure :

1. Cleanse your skin thoroughly.
2. Measure 1-2ml of Eye Flower Peel. Apply onto the upper and lower lid and "crow's feet" with a cotton rod. Apply the second layer of the peel after the first layer dries. Rinse the peel with cool water after 15-20 minutes.
3. May apply eye mask and remove after 15 minutes.



LACTOBIONIC SENSI PEEL / 30ml

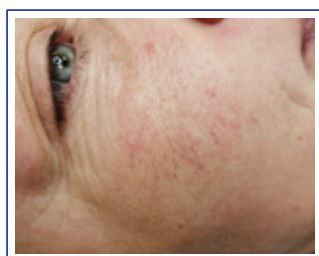
Peel with lactobionic peel

- Optimal concentration of active substances
- Delicate formula
- Thick, gel consistency
- Safe and comfortable application
- An alternative to skin with dermatoses and in the case of contraindications to acid therapy
- Does not require neutralization
- All-year application

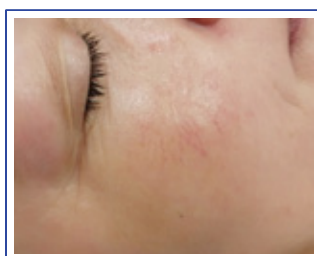
ACTIVE INGREDIENTS

Lactobionic acid 150 mg/g, galactoarabinan 20 mg/g

Neuro Sensi Therapy - Effects after 1 treatment



SKIN BEFORE TREATMENT



AFTER 1 TREATMENT

Active ingredients

LACTOBIONIC ACID

- ▲ bionic acid
- ▲ strongly moisturizes, prevents skin aging
- ▲ regulates the process of skin exfoliation
- ▲ brightens and evens out the color
- ▲ reduces erythema and irritation
- ▲ accelerates regeneration after dermoesthetic treatments
- ▲ shallows wrinkles, reduces telangiectasia

GALACTOARABINAN

- ▲ enhances the effect of lactobionic acid
- ▲ moisturizes and soothes
- ▲ inhibits the loss of water

Treatment Procedure :

1. Cleanse your skin thoroughly.
2. Measure 4 ml of Lactobionic Sensi Peel into a treatment glass and apply to the face with a brush, massaging slightly. Leave on the skin for 10-15 minutes. Then rinse off with cool water.
3. May apply eye mask and remove after 15 minutes.



DERMA COLLAGE REPLENISH SHOT / 5 x 3ml

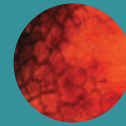
A moisturizing collagen reconstruction shot

- A highly concentrated moisturizing shot
- Water power bank™ for the skin
- Instantly replenishes water levels in the skin
- Ensures the effects of different forms of hyaluronic acid at all levels of the skin, giving the effect of filling in wrinkles and improving skin structure
- Acts as an intensive collagen booster

ACTIVE INGREDIENTS

MARSturizer™ 20 mg/g, Col-Frag™ 20 mg/g, Hyaluronic acid

Active substances



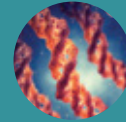
MARSturizer™

- ▲ strengthens the skin barrier functions and reduces water loss: 63% more water in the skin after just 1 hour, 80% more water in the skin after just 28 days



Hyaluronic acid 4D

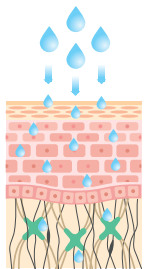
- ▲ NIO-OLIGO 3D - 3 sizes of niosomes with hyaluronic acid for better absorption
- ▲ medium-molecular cross-linked hyaluronic acid in a three-dimensional structure for long-lasting moisturisation and skin smoothness



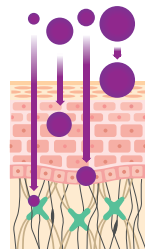
Col-Frag remastered™

- ▲ imitates a fragment of human type I collagen
- ▲ stimulates fibroblasts to produce new collagen fibres
- ▲ reinforces fibre connections, creating a lifting net

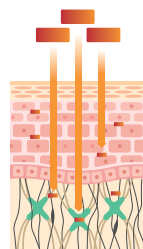
The effects of active substances in Derma COLLAGE



MARSturizer™
water distribution and hydration



Hyaluronic acid 4^D
water retention and deep moisturization



Col-Frag remastered™
reconstruction of the collagen matrix



C- FUSION GLOW SHOT

/ 5 x 2.5 ml

Illuminating serum with vitamin C and curcumin

- High-dose of vitamin C in three forms
- Strong antioxidant properties of curcumin intense effect for many hours after the treatment
- The effect of illuminated and radiant skin
- Very effective velvet consistency

ACTIVE INGREDIENTS

Vecticell® C 200 mg/g, Vecticell® Curcumin 30 mg/g, Nikkol V C-IP 1 mg/g, Luminescine 30 mg/g, rosehip oil, extract from red orange and Kakadu plum

Active substances

VECTICELL® C

- ▲ Sodium Ascorbyl Phosphate (SAP) and Ascorbyl Palmitate are in the most bioavailable formulas of vitamin C encapsulated in liposomes
- ▲ it evens out the colour and discoloration
- ▲ it reduces wrinkles effectively
- ▲ it smooths and moisturizes the skin visibly
- ▲ it protects cells against DNA damage
- ▲ it strengthens blood vessels

LUMINESCINE

- ▲ phytocomplex of great mullein flowers
- ▲ it uses the phenomenon of luminescence, turning UV radiation into visible light

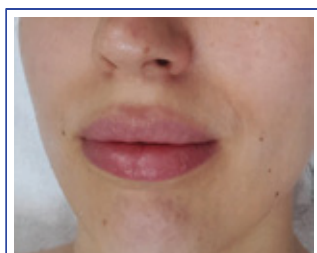
Nikkol VC-IP

- ▲ ascorbyl tetraisopalmitate - one of the most active and stable forms of vitamin C
- ▲ it stimulates the production of collagen - it adds firmness and flexibility to the skin

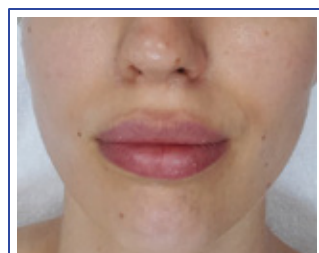
VECTICELL® CURCUMIN

- ▲ powerful curcumin polyphenol encapsulated in a liposomal carrier
- ▲ it protects the skin against UV radiation and HEV blue light
- ▲ it has antioxidant & anti-pollution properties

Effects after 1 treatment with glow effect



SKIN BEFORE TREATMENT



AFTER 1 TREATMENT



FULL SPECTRUM VITAMIN SHOT / 5 x 3 ml


A broad-spectrum vitamin shot

- Mega-dose of vitamins A,E,C & D-like
- Inhibition of the glycation aging process
- Prevention of photodamage to the skin
- Anti-aging properties
- Improved cellular antioxidant and detoxification ability

ACTIVE INGREDIENTS

IBR SolAge™ 10 mg/g, Vitamin D3-like 20 mg/g, Veticell® AEC 30 mg/g

Proven anti-inflammatory efficacy of IBR-SolAge™ in vivo



IBR-SolAge™ was found to alleviate skin redness - reducing the amount of redness by 26% and its surface area by 20%

Active substances

IBR-SOLAGE™

- ▲ contains colorless carotenoids from pink algae, which have UV-absorbing properties
- ▲ eliminates the effects of photoaging
- ▲ inhibits glycation aging
- ▲ improves the elasticity and flexibility of sun-exposed skin
- ▲ prevents the formation of redness and sun spots
- ▲ prevents the formation of sun-induced wrinkles
- ▲ improves the antioxidant and detoxifying ability of cells

VITAMIN D3-LIKE

- ▲ plant-based stimulator of vitamin D receptor (VDR) in the skin
- ▲ reduces susceptibility to skin redness and irritation
- ▲ neutralizes free radicals
- ▲ stimulates the activity of enzymes responsible for protecting cells against oxidative stress
- ▲ alleviates the effects of cellular stress

VERTICELL AEC

- ▲ anti-oxidant



OXYGEN INFUSION MASK / 200ml

An oxygenating mask

- 2 in 1 oxygen peel+ oxygen mask
- Unique skin oxygenating, detoxifying and purifying properties
- Removal of dead cells
- Eliminates the signs of fatigue
- Restores a healthy skin tone
- Increases the absorption of active substances

ACTIVE INGREDIENTS

Hydrogen Peroxide, Vegetable Glycerin, Lactic Acid, Vitamins A and E

Directions for use

Application:

- All skin types
- Especially gray, hypoxia, stressed skin and smoker's skin
- Before each treatment

Treatment Procedure :

1. Apply a thick layer of Oxygen Infusion Mask onto the skin with a brush. Do not massage.
2. Leave for 15 minutes. When the mask is active, patient may feel tingling associated with oxygenation of the skin. Remove the residue of the mask with a plastic spatula and then with a moist compress.
3. Tone the skin with toner.

NEUROCOSMETICS

FUTURE OF EFFECTIVE SKIN CARE

